





Microscope Lab Answers

Right here, we have countless ebook **microscope lab answers** and collections to check out. We additionally manage to pay for variant types and plus type of the books to browse. The adequate book, fiction, history, novel, scientific research, as skillfully as various further sorts of books are readily to hand here.

As this microscope lab answers, it ends occurring creature one of the favored ebook microscope lab answers collections that we have. This is why you remain in the best website to look the unbelievable book to have.

Microscope Introduction \u0026amp; Letter \"e\" Lab *Microscope Lab 1.10 virtual microscope lab* The Famous Microscope Letter E Slide  Thoughts on making a home lab for microscopy

Lab Exercise 2: Microscopes and Cell Shapes **BIOLOGY 10 - Basic Microscope Setup and Use** ~~Microscope lab exercise introduction~~ **Microscopes and How to Use a Light Microscope Letter \"e\" Lab Demo**

Virtual Microscope Activity  Book recommendation | Amateur Microscopy  *How to stain cells with Methylene Blue | Amateur Microscopy  019 - Buying ADVICE for microscopes - important features | Amateur*

science How To Get an A in Biology oil immersion Cheek Cell Practical **Ocular Lens Focusing Technique** **depth of focus** Metallurgical Microscope | Lab Experiment Onion Skin Epidermal Cells: How to Prepare a Wet Mount Microscope Slide *How To Use a Compound Microscope Virtual Microscope* ~~Microscope Letter \"e\"~~

Lab Biology A Lab 1.05 Using the Microscope Biology Lab || Intro to the Microscope **HOL VScope Demo: How to use the Virtual Microscope** Microscope \"AxioLab 5\" from Zeiss | Laboratory/Microscopy equipment

microscopes - resolution, field of view and depth of field **Microscope lab video for the Intro Biology lab at UTA** *Microscope Lab Answers*

Answer Key Lab Microscopes and Cells.docx. Download Answer Key Lab Microscopes and Cells.docx (2.26 MB)

...

Answer Key Lab Microscopes and Cells.docx: BIOL-1-E9168 ...

Microscope Lab Quiz. STUDY. Flashcards. Learn. Write. Spell. Test. PLAY. Match. Gravity. Created by. saf16. Key Concepts: Terms in this set (53) What were the two objectives in this lab? To become familiar with the parts and operation of a compound microscope, and to learn to prepare and observe wet mounts.

Microscope Lab Quiz Flashcards - Questions and Answers ...

Download Ebook Microscope Lab Answers

Total magnification of a specimen, using your microscope, with the 40x objective in place? working distance decreases as the magnification increases Relationship between working distance and magnification of the objective? a lens on a microscope that stays in focus when the magnification is changed

Microscope Lab Questions Flashcards | Quizlet

The total magnification of the microscope is equal to the magnification of the ocular multiplied by the magnification of the objective. If you are using the 4x objective and the 10x ocular the total magnification would be $4 \times 10 = 40x$. A specimen which is actually 1mm in size would appear to be 40mm in size when viewed through the microscope.

805 MICROSCOPE LAB ANSWERS - John Abbott College

The total magnification of the microscope is equal to the magnification of the ocular multiplied by the magnification of the objective. If you are using the 10x objective and the 10x ocular the total magnification would be $10 \times 10 = 100x$. A specimen which is actually 1mm in size would appear to be 100mm in size when viewed through the microscope.

805 MICROSCOPE LAB ANSWERS - John Abbott College

Each pair of lab partners will share a Nikon E200 compound light microscope equipped with a 10x ocular and four objective lenses. Identify each component labeled in the diagram of the E200 microscope in Figure 3.

Lab 1A: Microscopy I

This worksheet can be used with the Virtual Microscope where students can place specimens on a stage and use coarse and fine adjustment knobs to magnify up to 100x.. Generally, I have my students practice with real microscopes, starting with a basic tutorial lab where they focus on the letter "e." This virtual lab also starts with the letter "e" and then has students look at plant ...

Virtual Microscope - The Biology Corner

51. LAB 4 -Microscopy & Cells. Objectives. 1. Explain each part of the compound microscope and its proper use. 2. Examine a variety of cells with the compound microscope and estimate cell size. 3. Examine larger specimens with the stereoscopic dissecting microscope.

LAB 4 Microscopy & Cells

Download Ebook Microscope Lab Answers

Lesson Description BioNetwork's Virtual Microscope is the first fully interactive 3D scope - it's a great practice tool to prepare you for working in a science lab. Explore topics on usage, care, terminology and then interact with a fully functional, virtual microscope. When you are ready, challenge your knowledge in the testing section to see what you have learned.

Virtual Microscope - NCBioNetwork.org

Microscope Lab - Displaying top 8 worksheets found for this concept.. Some of the worksheets for this concept are Microscope lab, Grade7lifescience lessonunitplanname microscopelab, The microscope parts and use, Introduction to the microscope lab activity, Lab using a compound light microscope, Biology 3a laboratory microscopes and cells, Lab 3 use of the microscope, Microscope e lab.

Microscope Lab Worksheets - Kiddy Math

This resource offers a direct link to the UD virtual microscope, a screenshot of the virtual microscope for resource creation by the instructor, a fillable form pdf lab answer sheet, and a Word version of the lab answer sheet.

Biology Virtual Microscope Laboratory Activity | OER Commons

Get a microscope from the cabinet below your lab bench, being sure to handle it by the arm and base (refer to image on page 2), and place it on the bench in front of you. Remove the cover and place it below, out of the way, and then plug in the microscope. The ocular lens (eyepiece) and stage should be facing you.

LAB 3 Use of the Microscope - Los Angeles Mission College

Created Date: 20130903081813Z

Tri-Valley Local School District

Introduction to the Microscope Lab Activity Introduction "Micro" refers to tiny, "scope" refers to view or look at. Microscopes are tools used to enlarge images of small objects so as they can be studied. The compound light microscope is an instrument containing two lenses, which magnifies, and a variety of knobs to resolve (focus) ... Continue reading "Introduction to the Microscope Lab"

Introduction to the Microscope Lab - BIOLOGY JUNCTION

Story Lab: Microscopes and the Letter "E" When I got to class today, I knew we were going to be looking at microscopes because the day before we had learned all the parts of the microscope and how to properly

Download Ebook Microscope Lab Answers

carry one. Our teacher, Mrs. Hooke, wanted to go over the microscope first before we went to the laboratory.

Story Lab: Microscopes and the Letter "E"

Microscope Chat: These microscope lab stations will ensure that your students have mastered the concepts of the microscope and its proper use. What is included in this product? • 11 Student Worksheets (A one-page worksheet per station.) • 11 Microscope Chat Lab Station Instruction Cards • 5-Page Tea

Microscope Lab Worksheets & Teaching Resources | TpT

Microscope Lab - Using the Microscope and Slide Preparation "Micro " refers to tiny, " scope " refers to view or look at. Microscopes are used to make more detailed observations and measurements of objects too small for the naked eye. The compound light microscope is the most common instrument used in education today.

Microscope E Lab - BIOLOGY JUNCTION

In the Microscopy lab, you will be presented with chicken intestinal slides that have been stained with Anilin, Orange G and Fuchsin. Using the 5x magnification, you will identify the villus, and then proceed with higher magnifications to identify smooth muscle, extracellular tissue, epithelial cells, Goblet cells and the nuclei.

Copyright code : 8b89af38e612ad0374c4661f17b77d07